

Caliber Scales India Pvt Ltd.

Quality, Reliability, Accuracy and Durability are the hallmark of all our Weighing Instruments.

About Us

Caliber Scales India Pvt. Ltd., started in the year 2001. We are one of the **leading manufacturers of Electronic Weighing Machines, Weighbridges and Weighing Solutions.** In a short span of time, we have established ourselves as one of the most acknowledged manufacturers for Table Top Scales, Price Computing Scale, Bench/Floor Scale, Platform Scale, Heavy Duty Platform Scale and Electronic Weighbridges. Made to exact specifications and offering high degree of reliability and performance, our weighing instruments are used across all industrial sectors. Our world class products, coupled with ethical business approach, are paving way for us amongst the top notch players worldwide. We leverage all our expertise to offer products that conform to the highest norms of quality. Our sound infrastructure is pivotal in enabling us to meet the exacting requirements and standards of the industry.

Our Products

Our products are known for durability and performance under all conditions. We have an all inclusive range of products catering to many industries. Our ranges of products include:

- **Price Computing Scale**
- **Bench/Floor Scale**
- **Portable Weighbridges**
- **Heavy Duty Platform Scale**
- **Electronic Weighbridges.**
- **Table Top / Counter Scales**
- **Hydraulic Pallet Scales**
- **Crane Scale**
- **Animal Scales**
- **Jewellery & Laboratories Scales**

The electronic weighbridges are pit mounted; surface mounted, electro mechanical, and is also available with concrete bottom work.

Our Quality

We Offer our customers **Best Quality + Wide Range + Prompt & Efficient Pre and Post After Sales Support + Great Value for Money** to suit all needs to enhance their business with latest technology. **Quality, reliability, accuracy and durability are the hallmark of all our products.** We undertake inspections and run quality checks adhering to international standards on our products before delivering them to the market. For the purpose, we have a team of quality control inspectors who monitor each and every production stage to ensure delivery of impeccable quality products to the customers. All the products are also subjected to various physical and chemical tests to check and enhance their performance. **We also undertake AMCs for all category of Weighing Machines.**

Our Infrastructure

We are empowered with an in-house manufacturing unit coupled with cutting edge technology. Hence, we are capable of manufacturing large volumes of products to satisfy the customer demands and specifications. Our aim is to maximize our clients' satisfaction by exceeding their expectations. Through our uncompromising endeavor towards innovation, cutting-edge technology, high quality products and excellent services, we have been able to deliver value added solutions as per the specific requirements of the customers.

At **CALIBER**, we believe that our customers are the best people who can evaluate and certify the facts stated above. We would be delighted to serve / fulfill your prerequisites in providing you Weighing Solutions of all kinds.



PRODUCT DETAILS:**Price Computing Scale**

| Model No. | Capacity | Graduation | Pan (mm) |
|-------------------|-----------------|-------------------|------------------|
| CST – 15 K | 15 Kg. | 2 gm. | 300 X 225 |
| CST- 30 K | 30 Kg. | 5 gm. | 300 X 225 |

- **High Precision Load Cell**
- **Bright Red / Green L.E.D. Display**
- **Auto Zero Tracking**
- **Net Gross / Piece Counting Function**
- **Standard Accumulation Function**
- **6 Volt Inbuilt Rechargeable Battery Backup**
- **RMI / EMI Noise Protected**
- **Optional RS232 Port**
- **Keyboard Calibration**
- **Weighing Pan-Stainless Steel**
- **Low Battery Indicator cum shut down**
- **Shock & Overload Protection**
- **Auto Stand by Mode to enhance Battery life**



Table Top Scales

A. Standard Series ABS -

| Model No. | Capacity | Graduation | Pan (mm) |
|-----------------|------------|-------------|-----------|
| CST – 6 K | 6 Kg. | 0.5 / 1 gm. | 300 X 225 |
| CST - 10 / 12 K | 10 / 12 kg | 1 gm. | 300 X 225 |
| CST – 15 K | 15 Kg. | 1 / 2 gm. | 300 X 225 |
| CST- 30 K | 30 Kg. | 2 / 5 gm. | 300 X 225 |

B. CAT Series-

| Model No. | Capacity | Graduation | Pan (mm) |
|------------|----------|-------------|-----------|
| CST- 1 K | 1 Kg. | 0.1 gm. | 250 X 200 |
| CST – 2 K | 2 Kg. | 0.2 gm. | 250 X 200 |
| CST – 5 K | 5 Kg. | 0.5 / 1 gm. | 250 X 200 |
| CST – 10 K | 10 Kg. | 0.5 / 1 gm. | 250 X 200 |
| CST – 20 K | 20 Kg. | 2 gm. | 250 X 200 |

- High Precision Load Cell
- Bright Red / Green L.E.D. Display
- Auto Zero Tracking
- Net Gross / Piece Counting Function
- Standard Accumulation Function
- 6 Volt Inbuilt Rechargeable Battery Backup
- RMI / EMI Noise Protected
- Optional RS232 Port
- Keyboard Calibration
- 100 % Tare Facility
- Extended Remote Display
- Weighing Pan- Stainless Steel
- Low Battery Indicator cum shut down
- Piece Counting of light Weight Components
- Auto Stand by mode to enhance Battery life



**PRECISION BALANCE
LCD DISPLAY**



**PRECISION BALANCE
LED DISPLAY**

- ▶ **ACCURATE**
- ▶ **FAST**
- ▶ **RELIABLE**

- **Large LCD Display**
- **Auto calibration**
- **Auto Backlight (Blue)**
- **Rechargeable Battery Backup**
- **Over Load Protection**
- **Pcs. Counting**
- **RS 232 Port**
- **Remote Display OPTIONAL**
- **Gm. / Ct. / Oz. / Tola Mode**

- **Front & Rear Display (LED Red)**
- **Re Chargeable Battery Backup**
- **Pcs. Counting Mode**
- **Gm. / Ct. / Tola Mode**
- **Auto Calibration**

| Model | Capacity | Least Count | Pan Size (In mm) | Model | Capacity | Least Count | Pan Size (In mm) |
|----------|----------|-------------|------------------|---------|----------|-------------|------------------|
| CST-300 | 300gm | 0.01gm | 120 Dia | CST-300 | 300gm | 0.01gm | 120 Dia |
| CST-600 | 600gm | 0.01gm | 120 Dia | CST-600 | 600gm | 0.01gm | 120Dia |
| CST-1000 | 1000gm | 0.01gm | 120 Dia | | | | |
| CST-1200 | 1200gm | 0.1gm | 120 Dia | | | | |
| CST-6000 | 6000gm | 0.1gm | 160 x 170 | | | | |



BENCH / FLOOR SCALE (S.S. PAN)

| Model No. | Capacity | Graduation | Pan Size (mm) |
|------------------------|---------------------|-------------------|----------------------|
| CSP – 30/50 K | 30/50 kg. | 2/5 gm. | 350 X 400 |
| CSP- 50/60/75 K | 50/60/75 kg. | 5/10 gm. | 400 X 400 |
| CSP – 100 K | 100 kg. | 10 gm. | 500 X 500 |
| CSP – 150 K | 150 kg. | 10/20 gm. | 500 X 500 |
| CSP – 200 K | 200 kg. | 20 gm. | 550 X 600 |
| CSP – 300 K | 300 kg. | 20/50 gm. | 550 X 600 |

- **High Precision Load Cell**
- **Bright Red / Green L.E.D. Display**
- **Auto Zero Tracking**
- **Net Gross / Piece Counting Function**
- **Standard Accumulation Function**
- **6 Volt Inbuilt Rechargeable Battery Backup**
- **RMI / EMI Noise Protected**
- **Optional RS232 Port**
- **Keyboard Calibration**
- **100 % Tare Facility**
- **Extended Remote Display**
- **Weighing Pan- Stainless Steel /Mild Steel/ Checker plate**
- **Low Battery Indicator cum shut down**
- **Auto Stand by mode to enhance Battery life**



HEAVY DUTY PLATFORM SCALES (M.S. PAN)

| Model No. | Capacity | Graduation | Pan Size (mm) |
|---------------------|-----------------|-------------------|----------------------|
| CSP – 300 K | 300 kg. | 50gm. | 600 X 600 |
| CSP- 500 K | 500kg. | 50gm | 600 X 600 |
| CSP – 500 K | 500 kg. | 50 gm. | 600 X 800 |
| CSP – 500 K | 500 kg. | 50 gm. | 800 X 800 |
| CSP – 1000 K | 1000 kg. | 100 gm. | 800 X 800 |
| CSP – 1000 K | 1000 kg. | 100 gm. | 1000 X 1000 |
| CSP – 2000 K | 2000kg. | 200gm. | 1000 X 1000 |

- **High Precision Load Cell**
- **Bright Red / Green L.E.D. Display**
- **Auto Zero Tracking**
- **Net Gross / Piece Counting Function**
- **Standard Accumulation Function**
- **6 Volt Inbuilt Rechargeable Battery Backup**
- **RMI / EMI Noise Protected**
- **Optional RS232 Port**
- **Keyboard Calibration**
- **100 % Tare Facility**
- **Extended Remote Display**
- **Weighing Pan- Stainless Steel /Mild Steel/ Checker plate**
- **Multi Load Cell System available from 1000Kg. to 10000Kg.**
- **Low Battery Indicator cum shut down**
- **Auto Stand by mode to enhance Battery life**



Fully Electronic Weighbridge

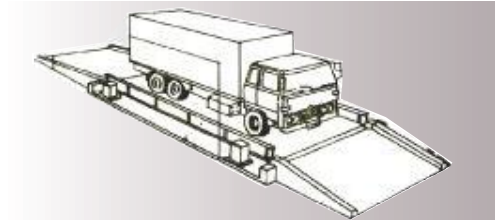
| Platform Size in mm (Length X Width) | Capacity | Graduation | No. Of Load cells |
|---|--------------------------|----------------|-------------------|
| 3600 X 2400 | 5/10 T. | 1 KG. | 4 |
| 4800 X 2400 | 10 T / 15 T. | 2 KG. | 4 |
| 6100 X 3000 | 20 T / 25T / 30T | 5 KG. | 4 |
| 7500 X 3000 | 30 T / 40T / 50 T | 5 KG. | 4 |
| 9000 X 3000 | 25 T / 30 T/ 40 T / 50 T | 5 KG. / 10 KG. | 4 / 6 |
| 10000 X 3000 | 40 T / 50 T/ 60 T / 80 T | 5 KG. / 10 KG | 6 |
| 12000 X 3000 | 40 T / 50 T/ 60 T / 80 T | 5 KG. / 10 KG | 6 |
| 14000 X 3000 | 40 T / 50 T/ 60 T / 80 T | 5 / 10 KG. | 6 |
| 16000 X 3000 | 40 T / 50 T/ 60 T / 80 T | 5/10 KG. | 6 / 8 |
| 18000 X 3000 | 60 T / 80 T / 100 T | 10 / 20 KG. | 8 |
| 20000 X 3000 | 100 T | 20 KG. | 8 |

- 1- Maintenance free, long life, consistent performance.
- 2- No moving parts, therefore no inaccuracy due to wear and tear effect.
- 3- Fast response.
- 4- Eliminating human error, better control facilities & data collection.
- 5- Very low requirement of pit reducing civil costs.

Type of Weighbridges-

1. Pit- Less Type / Surface Mounted Weighbridge :

Pitless Weighbridges saves the cost of civil work. It is useful in areas where the soil is rocky and in low lying areas where water logging is a problem.



2. Pit Type Weighbridge :

Pit types Weighbridge occupy less space as the ramps are not required on either side.



3. Instant Mobile Weighbridge :

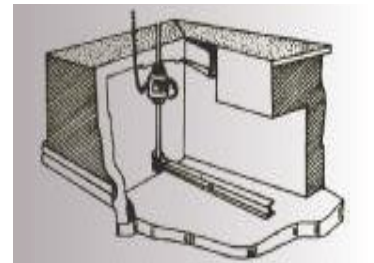
Mobile Weighbridges are most suitable for temporary usage at construction sites / mines etc.

These Weighbridges need no civil foundation and can be installed in only 4 / 6 hours. The main requirements are a smooth hard surface at the loading point. MS Ramps & Portable Control Cabin if required can be supplied with the Weighbridges.



4. Electro – Mechanical Weighbridge :

Electro – Mechanical Weighbridge is a combination of Mechanical & Electronics where a single 'S' type Load Cell is connected in between the transfer and interlever of Mechanical Weighbridge, which in turn gives the digital signal to the Electronic Indicator. The mechanical bottom work is available in 5 levers and multi-Lever systems purely based on the size of platform.



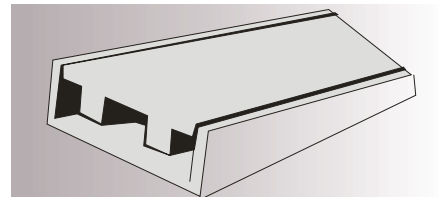
5. Composite Steel & Concrete Platform (Surface Mounted) :

Combines the strength and light weight of steel with the durability of concrete. The steel elements provide integral Shuttering for the RCC deck, reducing specialist-site work.



6. RCC Concrete Platform :

Often the most economical solution, the permanence of concrete provides a virtually maintenance-free load carrying structure, with an impressive life span.



Caliber Digital Indicator & Intelligent Terminal



Digital Indicator

The 'Caliber' make CSF series Weighing Indicators have been designed for different weighing applications viz. Weighbridges, Tank, Hopper & various other weighing systems with features like High Precision A/D conversion with readability 1/10,000 for Weighbridges and can be extended up to 30,000 counts for other applications.

Intelligent Terminal

Microprocessor base Intelligent Terminal basically is replacements of PC which can directly interface with the digital indicator. 1024/2048/4000 weighing transactions can be stored while tacking list print on basis of material, the other detail such as total gross, tare, net weight and supplier name can also be printed.

Specifications

- Display : 16x2 Characters, large Back Lite LCD0
- Keyboard : External, IBM-PC Compatible Keyboard
- Ports : IBM-PC Compatible. 1 No serial RS 232C & 1 No for printer
- Power : 220 VAC, 07 Watts.
- Memory : 1024/2048/4000 Transaction Storage
- Paper Size : Page length 12" for Reports, 4" for Tickets.

SALES & SERVICE :

DELHI :

A-12, Local Shopping Complex, Ring Road, Naraina, New Delhi – 110028 (INDIA)
Phone. : 91-11-25771317, 32901793 • Mobile : 9811156815, 9311156815

MUMBAI :

117, Citi Mall, New Link Road, Mumbai • Mobile : 09820043688

KOLKATA :

Room No. 401, Synagogue Street 4th Floor, Kolkata-700001 • Mobile : 09330605211-13

GUWAHATI :

G.N.B. Road, Panchbati Ashram, 1st Floor, Guwahati, Assam-781003
Phone : 0361-2665376 • Mobile : 09435143470

LUCKNOW :

561/168(57-C) Gopal Nagar, Kanpur Road, Lucknow • Mobile : 09415053355, 09935235298

JAMMU :

Lane No. 3, SIDCO Indl. Area, Phase-1, Bari Brahmna, Jammu (J&K) • Mobile : 09419183876